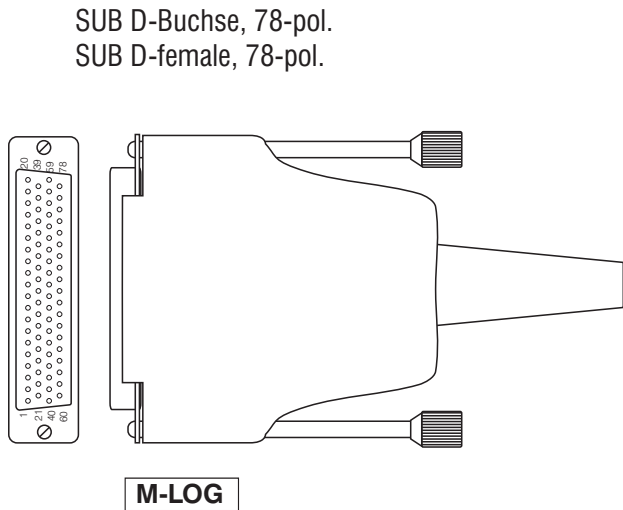


M-LOG PR00 Kabel 4x CAN, MODEM, COM2 M-LOG PR00 Cable 4x CAN, MODEM, COM2

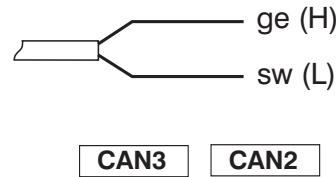


Bestell-Nr. 620-366.005 (0,5 m) 620-366.050 (5,0 m)
 Order-Nr 620-366.015 (1,5 m) 620-366.100 (10,0 m)
 620-366.030 (3,0 m) 620-366.

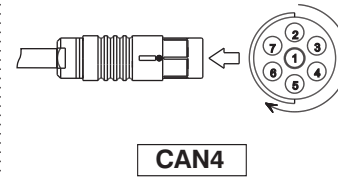
620-366. /1



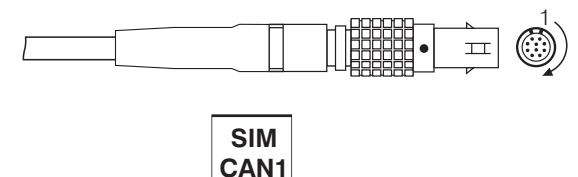
2 x Kabel offen
2 x Cable open



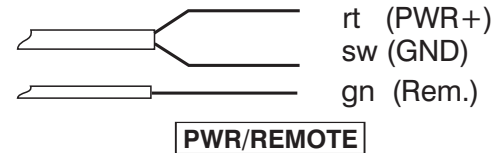
Fischer-Stecker S102, 7-pol.
Fischer-male S102, 7-pol.



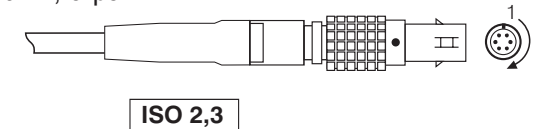
Lemo-Stecker 1B, 10-pol. (SIM-CAN)
Lemo-male 1B,10-pol. (SIM-CAN)



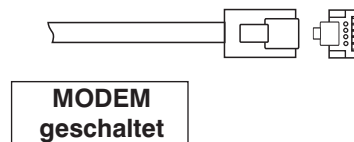
Kabel offen
Cable open



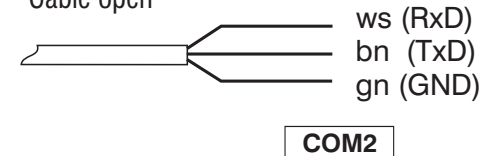
2 x Lemo-Stecker 1B, 6-pol.
2 x Lemo-male 1B, 6-pol.



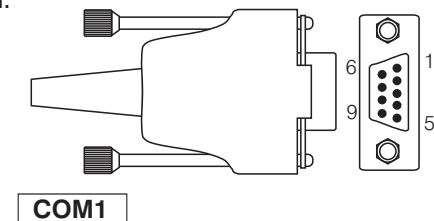
Western-Stecker RJ11, 6/6
Western-male RJ11, 6/6



Kabel offen
Cable open



SUB D-Stecker, 9-pol.
SUB D-male, 9-pol.



Alle Rechte vorbehalten. Nachdruck und Vervielfältigung, auch auszugsweise sind verboten!

| Pin-Nr. Pin-Nr. | Bezeichnung Designation | | Bezeichnung Designation | | Pin-Nr. Pin-Nr. | Bezeichnung Designation | | | | | | |
|--------------------|----------------------------|-------------------|----------------------------|-------------------|--------------------|----------------------------|--------|------------|------------|-------------|-----------------------|---------|
| M-LOG | ISO3 | CAN3 | ISO2 | CAN2 | CAN4 | SIM CAN1 | M-LOG | COM1 | COM2 | PWR/REMOTE | MODEM geschaltet | |
| | | 4 CAN3-L -IN (sw) | | | | | 70 | COM1-DCD 1 | | | | |
| | | 3 CAN3-H -IN (ge) | | | | | 48 | COM1-RXD 2 | | | | |
| 17 | M-PWR+ | 1 | | | | | 67 | COM1-TXD 3 | | | | |
| 18 | GND | 5 | | | | | 69 | COM1-DTR 4 | | | | |
| 5 | CAN3-L -OUT | 6 | | | | | 47 | GND 5 | | | | |
| 24 | CAN3-H -OUT | 2 | | | | | 50 | COM1-DSR 6 | | | | |
| | | | | 4 CAN2-L -IN (sw) | | | 68 | COM1-RTS 7 | | | | |
| | | | | 3 CAN2-H -IN (ge) | | | 49 | COM1-CTS 8 | | | | |
| 41 | | | | CAN2-L -OUT 6 | | | 51 | COM1-RI 9 | | | | |
| 60 | | | | CAN2-H -OUT 2 | | | 32 | | COM2-RXD 2 | | | |
| 37 | M-PWR+ | 1 | | | | M-PWR+ 4,5 | 9 | | COM2-TXD 3 | | | |
| 38 | GND | 5 | | | | GND 6 | 29 | | GND 5 | | | |
| 43 | | | | | | CAN4-L 3 | 57 | | | UB-IN+ rot | | |
| 63 | | | | | | CAN4-GND 7 | 77 | | | | | |
| 62 | | | | | | CAN4-H 2 | 58 | | | | | |
| | | | | | | | 78 | | | | | |
| 22 | | | | | | SIM CAN + 1 | 59 | | | | | |
| 3 | | | | | | SIM CAN - 2 | 18 | | | GND schwarz | | |
| 23 | | | | | | SIM CAN GND 3 | 38 | | | | | |
| | | | | | | n.c. 4 | 19 | | | | | |
| 1 | | | | | | SYNC + 5 | 39 | | | | | |
| 21 | | | | | | SYNC - 6 | 20 | | | KL.15 grün | | |
| 17 | | | | | | Power+ 7 | 56 | | | | | |
| 17 | | | | | | Power+ 8 | | | | | | |
| 18 | | | | | | Power GND 9 | | | | | | |
| 18 | | | | | | Power GND 10 | | | | | | |
| | | | | | | | 76 | | | | MODEM PWR.gesch. 1, 4 | |
| | | | | | | | 19 | | | | GND 6 | |
| Chassis | Shield | Chassis | Shield | offen | Shield | Chassis | Shield | offen | Shield | offen | Shield | Chassis |

620-366.cdr 15.12.06 WL

Alle Rechte vorbehalten. Nachdruck und Vervielfältigung, auch auszugsweise sind verboten!